

## Strategic and tactical stance

### Strategic



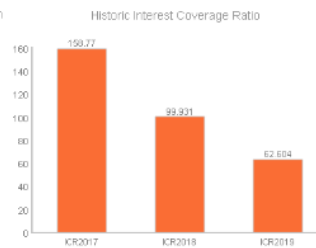
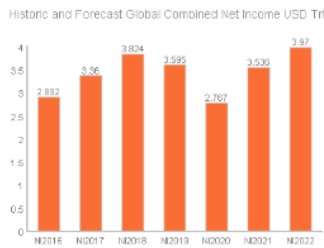
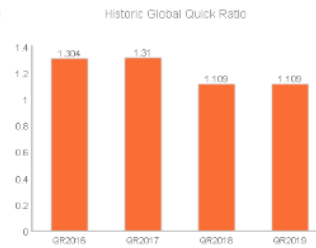
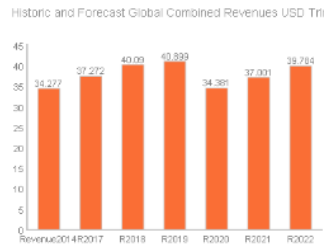
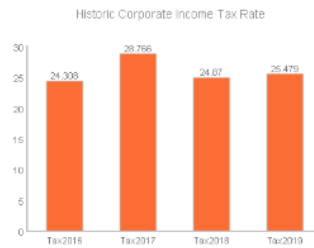
### Tactical



## Spanning universe of all countries

name	YTD Change	FM AFRICA	-25.69
ZIMBABWE	28.13	UKRAINE	-25.95
LEBANON	23.37	PHILIPPINES	-26.62
BOTSWANA	1.14	NORWAY	-27.41
DENMARK	-1.63	TURKEY	-27.73
CHINA	-5.92	BELGIUM	-27.88
TAIWAN	-7.94	ITALY	-27.93
SWITZERLAND	-8.42	UNITED KINGDOM	-28.13
JORDAN	-9.94	ROMANIA	-28.18
TUNISIA	-9.96	NIGERIA	-28.56
NEW ZEALAND	-10.48	TRINIDAD AND TOBAGO	-28.75
BOSNIA AND HERZEGOVINA	-10.59	SPAIN	-28.84
PORTUGAL	-11.46	BAHRAIN	-29.51
ISRAEL	-11.94	SERBIA	-29.98
LITHUANIA	-11.97	PAKISTAN	-30.07
HONG KONG	-12.07	POLAND	-30.70
USA	-12.18	RUSSIA	-30.83
FINLAND	-12.30	CZECH REPUBLIC	-31.64
NETHERLANDS	-14.14	INDONESIA	-33.14
SLOVENIA	-14.34	JAMAICA	-33.74
QATAR DOMESTIC	-14.67	AUSTRIA	-33.91
JAPAN	-15.23	PERU	-34.96
OMAN	-15.43	HUNGARY	-35.18
SWEDEN	-15.61	SOUTH AFRICA	-35.28
CROATIA	-16.00	MEXICO	-35.35
		ARGENTINA	-35.40
		SRI LANKA	-36.00

## Country Strategic Ideas, and Valuations



## Global MidLincoln Strategy Report

Highlights various strategic ideas in the investment universe. The focus is on countries, but ideas in various other partition classes are also highlighted. This report summarises all other research finding from indexes and funds to fixed income and commodities. Visit our website for more. **Subscribe Now!**

Powerpoint slides, data in excel, research calls



**Premium Subscription**